KHM/CPCI









A型 母连接器
Type A Female Connector

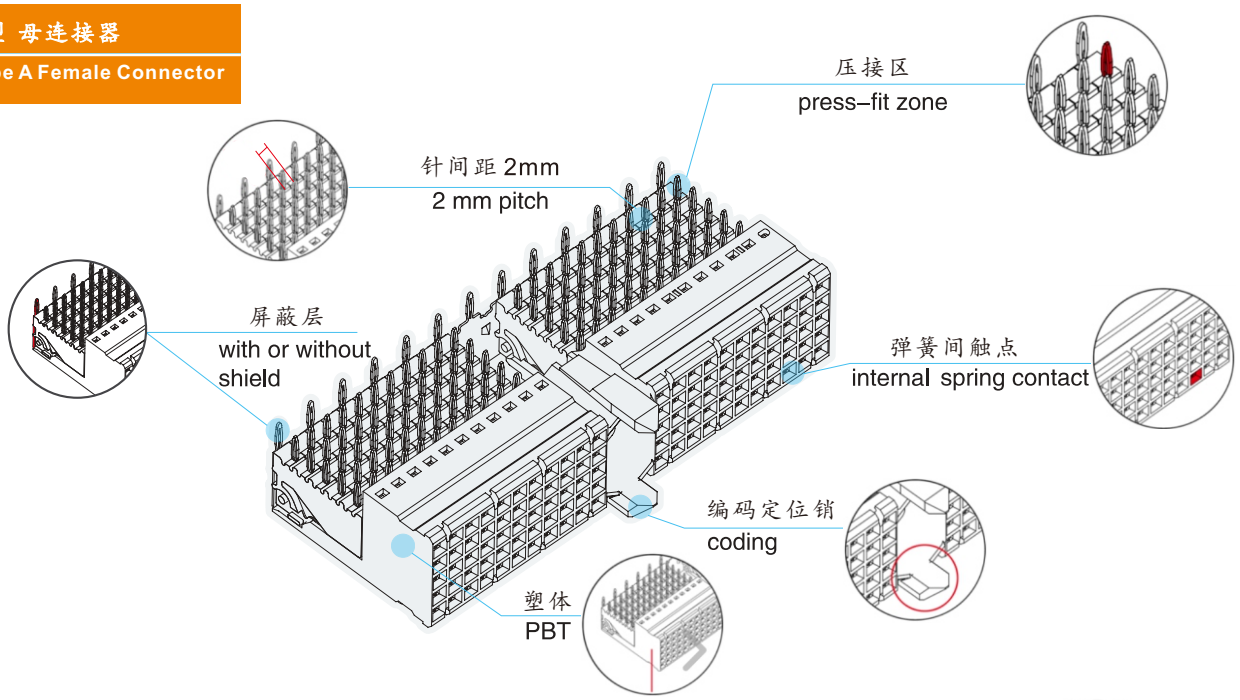

A型 公连接器
Type A Male Connector

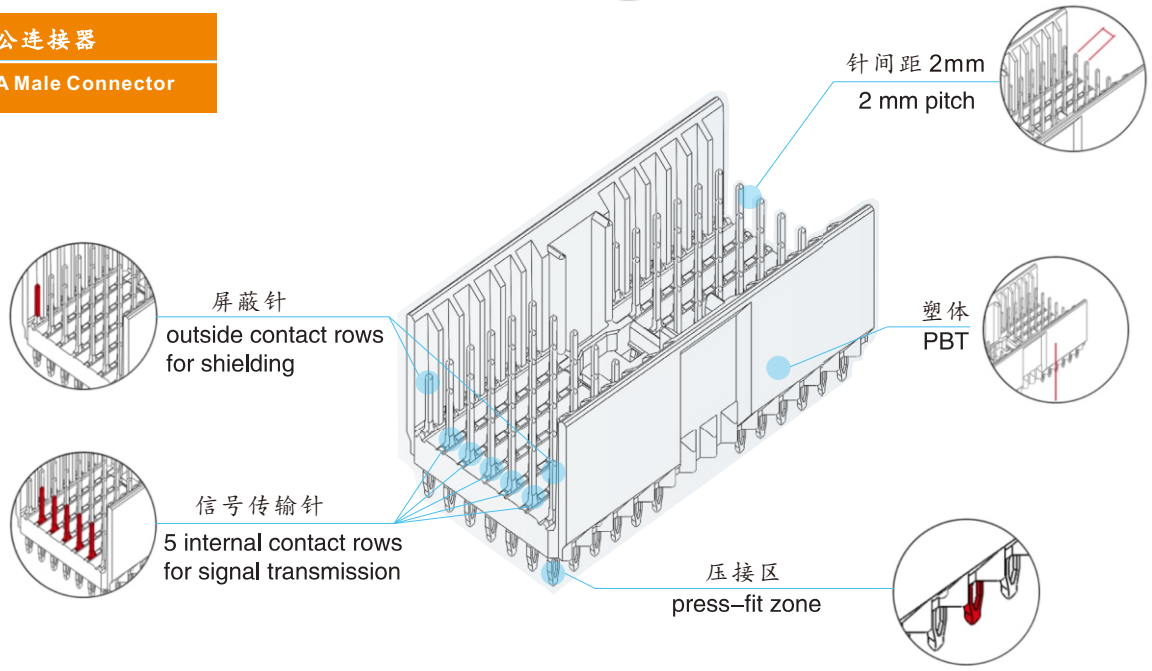

CPCI所具有高开放性、高可靠性、可热插拔（Hot Swap），使该技术除了可以广泛应用在通讯、网络、计算机电话整和（Computer Telephony），也适合实时系统控制（Real Time Machine Control）、产业自动化、实时数据采集（Real–Time Data Acquisition）、军事系统等需要高速运算、智能交通、航空航天、医疗器械、水利等模块化及高可靠度、可长期使用的应用领域。由于CPCI拥有较高的带宽，它也适用于一些高速数据通信的应用，包括服务器、路由器、交换机等。

CPCI has high openness, high reliability and hot swap, which makes the technology not only widely used in communication, network, computer telephony, but also suitable for real time machine control, industrial automation, real time data acquisition, military systems and other needs of high–speed computing, intelligent transportation, aerospace, medical equipment Water conservancy and other modularized and highly reliable applications that can be used for a long time. Because CPCI has high bandwidth, it is also suitable for some high–speed data communication applications, including servers, routers, switches, etc.

类型/Type			最大针数 max. no. of contacts	背板或子板 Backplane or Daughtercard	配套连接器 Mating connector	产品页码 Page referece
A		A型 公连接器 A Male connector	154	背板 5排+2排(屏蔽针) Backplane 5+2-row(Shield pin)	A型 母连接器 A Female connector	start on p. 9
		A型 母连接器 A Female connector	110	子板 5排+2排(屏蔽针) Daughtercard 5+2-row(Shield pin)	A型 公连接器 A Male connector	
B25		B25型 公连接器 B25 Male connector	175	背板 5排+2排(屏蔽针) Backplane 5+2-row(Shield pin)	B25型 母连接器 B25 Female connector	start on p. 11
		B25型 母连接器 B25 Female connector	125	子板 5排+2排(屏蔽针) Daughtercard 5+2-row(Shield pin)	B25型 公连接器 B25 Male connector	
B22		B22型 公连接器 B22 Male connector	154	背板 5排+2排(屏蔽针) Backplane 5+2-row(Shield pin)	B22型 母连接器 B22 Female connector	start on p. 13
		B22型 母连接器 B22 Female connector	110	子板 5排+2排(屏蔽针) Daughtercard 5+2-row(Shield pin)	B22型 公连接器 B22 Male connector	
B19		B19型 公连接器 B19 Male connector	133	背板 5排+2排(屏蔽针) Backplane 5+2-row(Shield pin)	B19型 母连接器 B19 Female connector	start on p. 15
		B19型 母连接器 B19 Female connector	95	子板 5排+2排(屏蔽针) Daughtercard 5+2-row(Shield pin)	B19型 公连接器 B19 Male connector	
AB25		AB25型 公连接器 AB25 Male connector	169	背板 5排+2排(屏蔽针) Backplane 5+2-row(Shield pin)	AB25型 母连接器 AB25 Female connector	start on p. 17
		AB25型 母连接器 AB25 Female connector	125	子板 5排+2排(屏蔽针) Daughtercard 5+2-row(Shield pin)	AB25型 公连接器 AB25 Male connector	
AB22		Ab22型 公连接器 AB22 Male connector	146	背板 5排+2排(屏蔽针) Backplane 5+2-row(Shield pin)	AB22型 母连接器 AB22 Female connector	start on p. 19
		AB22型 母连接器 AB22 Female connector	110	子板 5排+2排(屏蔽针) Daughtercard 5+2-row(Shield pin)	Ab22型 公连接器 AB22 Male connector	
AB19		AB19型 公连接器 AB19 Male connector	127	背板 5排+2排(屏蔽针) Backplane 5+2-row(Shield pin)	AB19型 母连接器 AB19 Female connector	start on p. 21
		AB19型 母连接器 AB19 Female connector	95	子板 5排+2排(屏蔽针) Daughtercard 5+2-row(Shield pin)	AB19型 公连接器 AB19 Male connector	
C		C型 公连接器 C Male connector	77	背板 5排+2排(屏蔽针) Backplane 5+2-row(Shield pin)	C型 母连接器 C Female connector	start on p. 23
		C型 母连接器 C Female connector	55	子板 5排+2排(屏蔽针) Daughtercard 5+2-row(Shield pin)	C型 公连接器 C Male connector	

类型/Type			最大针数 max. no. of contacts	背板或子板 Backplane or Daughtercard	配套连接器 Mating connector	产品页码 Page referece
D		D型 公连接器 D Male connector	220	背板 5排+2排(屏蔽针) Backplane 5+2-row(Shield pin)	D型 母连接器 D Female connector	start on p. 25
		D型 母连接器 D Female connector	176	子板 5排+2排(屏蔽针) Daughtercard 5+2-row(Shield pin)	D型 公连接器 D Male connector	
E		E型 公连接器 E Male connector	250	背板 5排+2排(屏蔽针) Backplane 5+2-row(Shield pin)	E型 母连接器 E Female connector	start on p. 27
		E型 母连接器 E Female connector	200	子板 5排+2排(屏蔽针) Daughtercard 5+2-row(Shield pin)	E型 公连接器 E Male connector	
DE		DE型 公连接器 DE Male connector	244	背板 5排+2排(屏蔽针) Backplane 5+2-row(Shield pin)	DE型 母连接器 DE Femal connector	start on p. 29
		DE型 母连接器 DE Femal connector	200	子板 5排+2排(屏蔽针) Daughtercard 5+2-row(Shield pin)	DE型 公连接器 DE Male connector	
F		F型 公连接器 F Male connector	110	背板 5排+2排(屏蔽针) Backplane 5+2-row(Shield pin)	F型 母连接器 F Femal connector	start on p. 31
		F型 母连接器 F Femal connector	88	子板 5排+2排(屏蔽针) Daughtercard 5+2-row(Shield pin)	F型 公连接器 F Male connector	
Shroud		A,B25,B22,B19,C	——	——	——	start on p. 33
		AB25,AB22,AB19	——	——	——	
Large Current		KPT型 公连接器 KPT Male connector	08	背板 2排 Backplane 2-row	KPT型 母连接器 KPT Femal connector	start on p. 35
		KPT型 母连接器 KPT Femal connector	08	子板 2排 Daughtercard 2-row	KPT型 公连接器 KPT Male connector	
		KHS型 公连接器 KHS Male connector	60	背板 4排+2排(接地针) Backplane 4+2-row(Grounding pin)	KHS型 母连接器 KHS Femal connector	start on p. 37
		KHS型 母连接器 KHS Femal connector	60	子板 4排+2排(接地针) Daughtercard 4+2-row(Grounding pin)	KHS型 公连接器 KHS Male connector	
——	——	——	——	——	——	——
	——	——	——	——	——	

技术规范 Technical Specifications	测试标准 Testing Standard	连接器符合IEC 61076-4-101标准 Connectors according to IEC 61076-4-101
基本信息/Basics		
执行标准 Standard		IEC 61076-4-101
针数 Number of contacts		55 to 250
装配方式 Termination		压接 Press-fit
工作温度范围 Operating temperature range		-55°C ~ +125°C
材质/Material		
绝缘材料 Insulator material		PBT玻璃填充 PBT glass filled
针接触材料 Contact material		铜合金 Bronze
机械特性/Mechanical		
针距 Pitch		2 mm
每针插入力 Mating force per pin		针：最大值0.75 N，带屏蔽罩：最大值1N Contact: max. 0.75 N, Shielding: max. 1 N
每针拔出力 Separating force per pin		针：最大值0.15 N，带屏蔽罩：最大值0.15 N Contact: min. 0.15 N, Shielding: min. 0.15 N
插拔次数 Durability	IEC 60512-9-1:2010	性能二级= 250次插拔 Performance level II = 250 mating cycles
电气特性/Electrical		
工作电流 Operational current	IEC 60512-5-2:2002	1.5 A @ +20°C, 1.0 A @ +70°C
接触电阻 Contact resistance	IEC 60512-2-1:2002	max. 20 mΩ
爬电距离 Clearance and creepage		母连接器每分钟0.6mm，公连接器每分钟0.8mm min. 0.6mm Female connector, min. 0.8 mm Male connector
绝缘电阻 Insulation resistance	IEC 60512-3-1:2002	min. 10^{4} MΩ
测试电压 Test voltage	IEC 60512-4-1:2003	750 V r. m. s.
数据传输速率 Data transfer rate		up to 3.125 Gbit
包装/Processing		
包装方式 Packaging		公连接器：管装，母连接器：托盘装 Male connectors: Tube; Female connectors: Tray
批准-合规/Approval		
UL文件 UL Flammability		UL(file:E130314)
环境 Environment		RoHS compliant

工作电流曲线图/Derating diagram

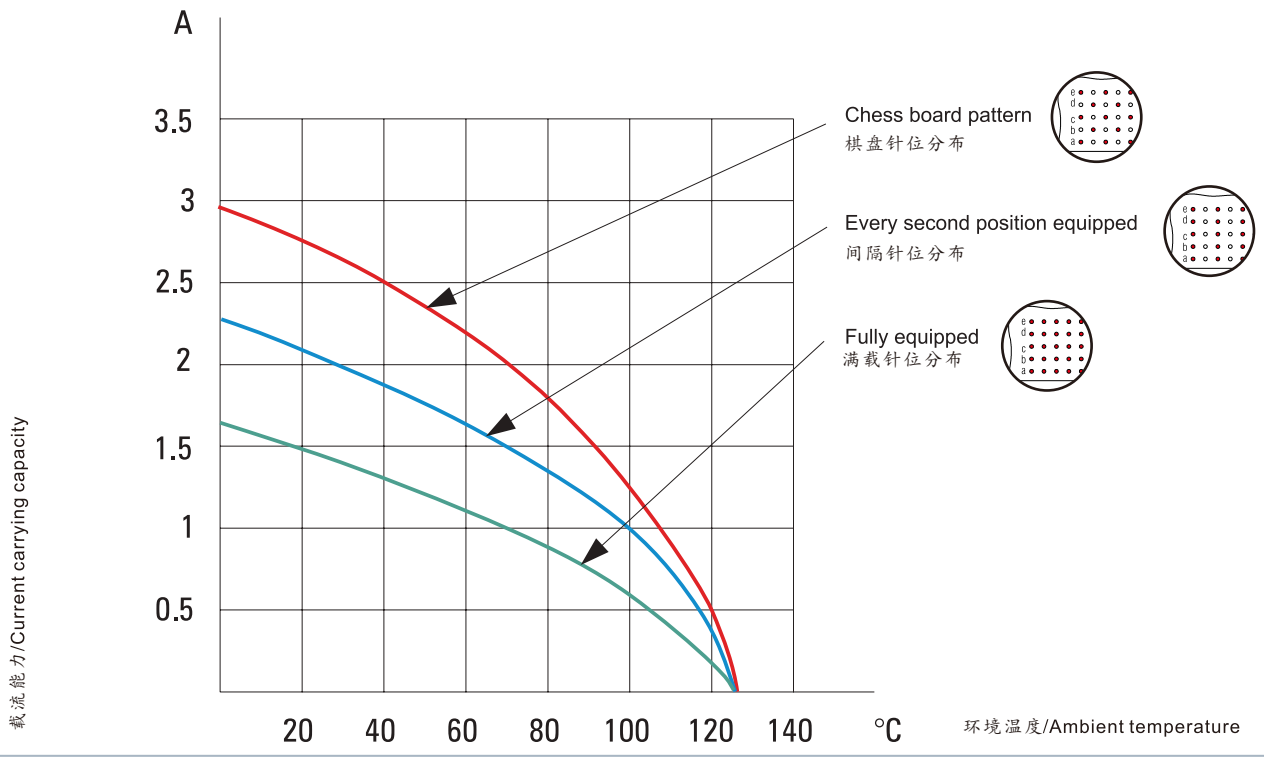

测试电压/Test voltage

		棋盘针位分布 Fully loaded	间隔针位分布 Every second position	满载针位分布 Chessboard
Rows a, c, e Rows b, d	within the row	750 $V_{r.m.s}$	1500 $V_{r.m.s}$	–
	between the rows	1500 $V_{r.m.s}$	1500 $V_{r.m.s}$	–
Rows a, b, c Rows a, b, c, d Rows a, b, c, d, e	within the rows	750 $V_{r.m.s}$	1500 $V_{r.m.s}$	1500 $V_{r.m.s}$
	between the rows	750 $V_{r.m.s}$	750 $V_{r.m.s}$	1200 $V_{r.m.s}$

爬电距离/Creepages and clearances according to IEC 61076-4-101

		棋盘针位分布 Fully loaded		间隔针位分布 Every second position		满载针位分布 Chessboard	
		背板公连接器 Backplane Male connector	子板母连接器 Daughtercard Female connector	背板公连接器 Backplane Male connector	子板母连接器 Daughtercard Female connector	背板公连接器 Backplane Male connector	子板母连接器 Daughtercard Female connector
Rows a, c, e Rows b, d	within the row	0.8 mm	0.6 mm	2.5 mm	2.5 mm	–	–
	between the row	2.5 mm	2.5 mm	2.5 mm	2.5 mm	–	–
Rows a, b, c Rows a, b, c, d Rows a, b, c, d, e	within the row	0.8 mm	0.6 mm	2.5 mm	2.5 mm	2.5 mm	2.5 mm
	between the row	0.8 mm	0.6 mm	0.8 mm	0.6 mm	1.2 mm	1.5 mm

孔径规格压装
Hole Specifications Press-fit

符合IEC 60352-5
Plated through-hole according to IEC 60352-5

KUJUN为各种新的板表面提供了适应的压配合区域
KUJUN offers adapted press-fit zones for various new board surfaces

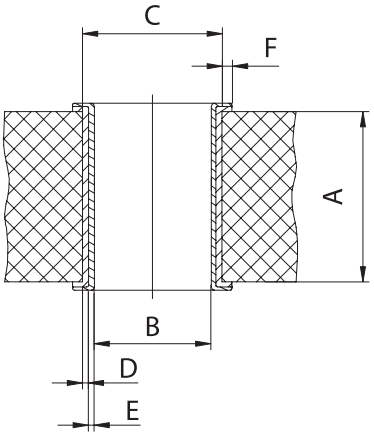

	公制通孔/Nominal hole	Ø 0.6 mm
	imm，锡印刷电路板/imm. Sn printed circuit boards	
A	PCB厚度/PCB thickness	min. 1.4 mm
B	电镀孔径/Plated hole	Ø 0.60 ±0.05mm
C	开孔孔径/Drill hole	0.70 ±0.02mm
D	镀铜厚度/Cu plating	min. 25 µm
E	imm，镀锡厚度/imm. Sn plating	max. 1.5 µm
F	环形密封圈/Annular ring	min. 0.1 mm
	镍、金印刷电路板/Ni, Au printed circuit boards	
A	PCB厚度/PCB thickness	min. 1.4 mm
B	电镀孔径/Plated hole	Ø 0.60 ±0.05mm
C	开孔孔径/Drill hole	0.70 ±0.02mm
D	镀铜厚度/Cu plating	min. 25 µm
E	镀镍、镀金厚度/Ni, Au plating	0.05 – 0.2 µm Au over 2.5 – 5 µm Ni
F	环形密封圈/Annular ring	min. 0.1 mm
	纯铜印制电路板/pure Cu printed circuit boards	
A	PCB厚度/PCB thickness	min. 1.4 mm
B	电镀孔径/Plated hole	Ø 0.60 ±0.05mm
C	开孔孔径/Drill hole	0.70 ±0.02mm
D	镀铜厚度/Cu plating	min. 25 µm
E	有机保焊剂/OSP*	e. g. GLICOAT-SMD (F2) with 0.12 – 0.15 µm
F	环形密封圈/Annular ring	min. 0.1 mm
	HAL 锡印刷电路板/HAL Sn printed circuit boards	
A	PCB厚度/PCB thickness	min. 1.4 mm
B	电镀孔径/Plated hole	Ø 0.60 ±0.05mm
C	开孔孔径/Drill hole	0.70 ±0.02mm
D	镀铜厚度/Cu plating	min. 25 µm
E	HAL 镀锡厚度/HAL Sn	5 – 15 µm
F	环形密封圈/Annular ring	min. 0.1 mm

* OSP=有机保焊剂/Organic Solderability Preservatives

尺寸图 Dimension drawing	针型 Contact	连接方式 Connection	针长 Contact length	使用等级 Use
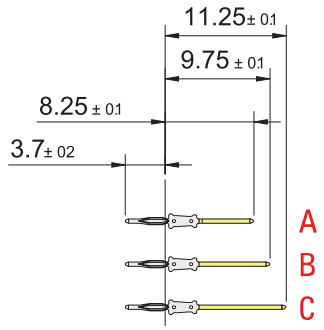	A	无后配针 without rear mating zone	8.25 ± 0.1	等级1，信号传输针 Level 1, contact for signal
	B		9.75 ± 0.1	等级2，信号传输针 Level 2, contact for signal
	C		11.25± 0.1	等级3，信号屏蔽针 Level 3, shielding
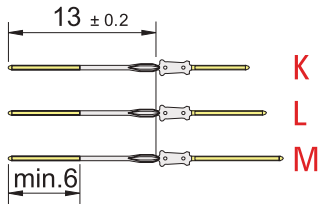	K	带13mm后配针 with rear mating zone 13 mm	8.25 ± 0.1	等级1，信号传输针 Level 1, contact for signal
	L		9.75 ± 0.1	等级2，信号传输针 Level 2, contact for signal
	M		11.25± 0.1	等级3，信号屏蔽针 Level 3, shielding
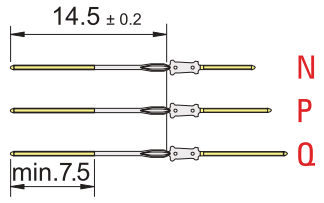	N	带14.5mm后配针 with rear mating zone 14.5 mm	8.25 ± 0.1	等级1，信号传输针 Level 1, contact for signal
	P		9.75 ± 0.1	等级2，信号传输针 Level 2, contact for signal
	Q		11.25± 0.1	等级3，信号屏蔽针 Level 3, shielding
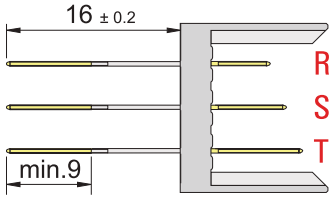	R	带16mm后配针 with rear mating zone 16 mm	8.25 ± 0.1	等级1，信号传输针 Level 1, contact for signal
	S		9.75± 0.1	等级2，信号传输针 Level 2, contact for signal
	T		11.25± 0.1	等级3，信号屏蔽针 Level 3, shielding

公连接器5排直针
Male connector straight with 5 rows



压接
Press-fit

针 数 Contact arrangement	针型分布 Needle distribution	订购型号 Order model
154	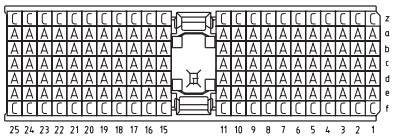	KHM-A154 1001
154	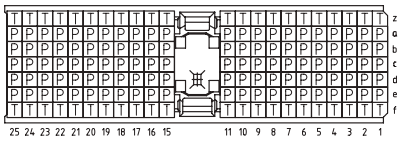	KHM-A154 1002
154	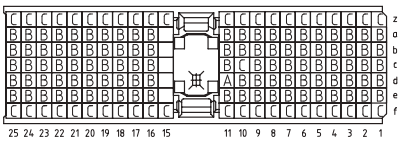	KHM-A154 1003
154	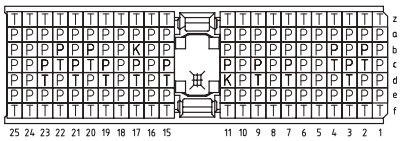	KHM-A154 1004

技术规范详见P5~P8 Technical Specifications on page 5~8

连接方式	压接	Termination	Press-fit
针数	154针	Number of contacts	154pin
针距	2毫米	Pitch	2mm
工作电流	1.5安培	Operational current	1.5A
制造标准	IEC 61076-4-101	Standard	IEC 61076-4-101

尺寸单位：mm
Dimensions in mm

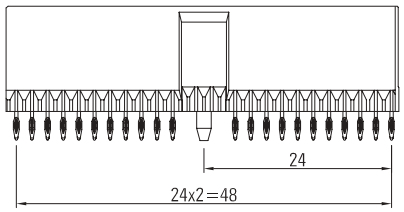

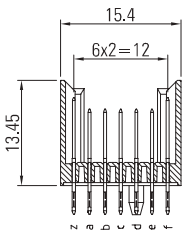

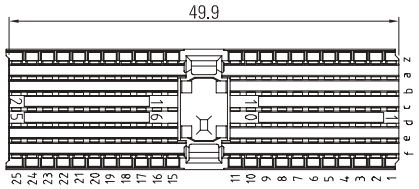

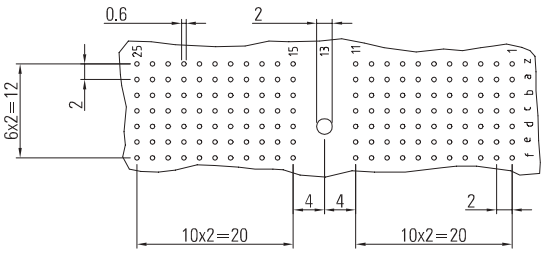

开孔图
Hole pattern

母连接器5排90°弯针
Female connector 90° with 5 rows



压接
Press-fit

针 数 Contact arrangement	描 述 Description	订购型号 Order model
110	带屏蔽 with shielding	KHM-A110 2001
110	无屏蔽 without shielding	KHM-A110 2002
_____	_____	_____
_____	_____	_____

技术规范详见P5~P8 Technical Specifications on page 5~8

连接方式	压接	Termination	Press–fit
针数	110针	Number of contacts	110pin
针距	2毫米	Pitch	2mm
工作电流	1.5安培	Operational current	1.5A
制造标准	IEC 61076-4-101	Standard	IEC 61076-4-101

尺寸单位：mm
Dimensions in mm

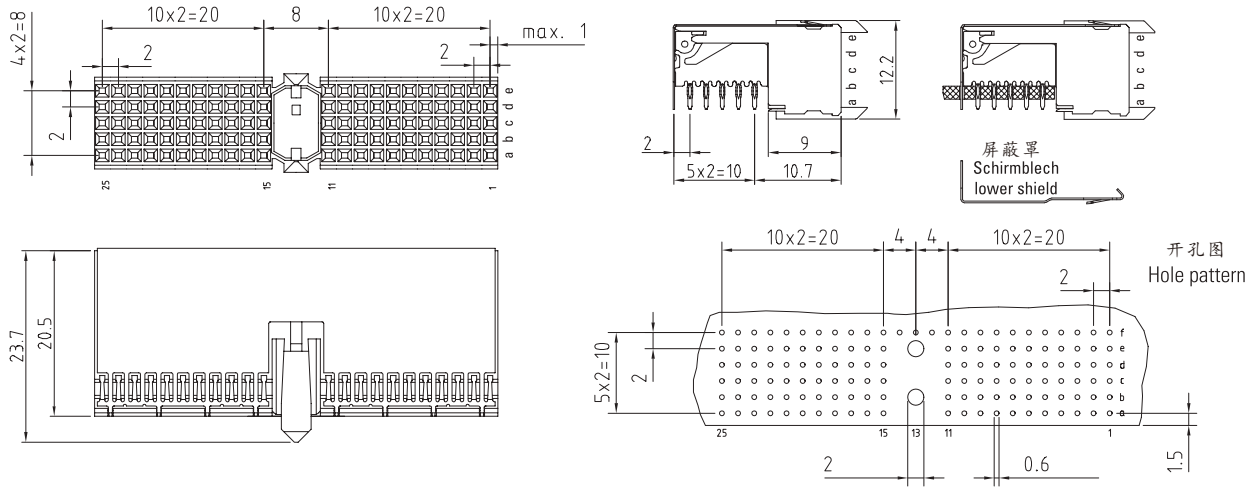

公连接器5排直针
Male connector straight with 5 rows



压接
Press-fit

针 数 Contact arrangement	针型分布 Needle distribution	订购型号 Order model
125	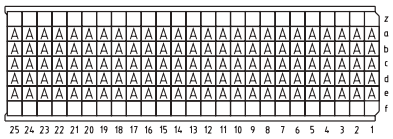	KHM-B125 1001
125	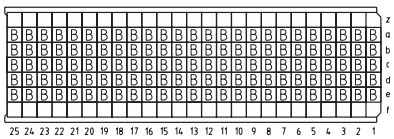	KHM-B125 1002
175	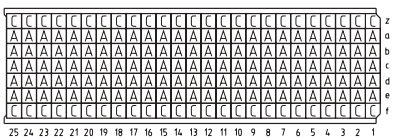	KHM-B175 1001
175	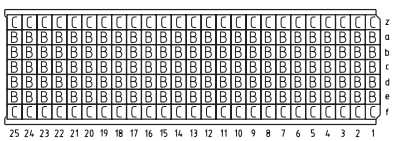	KHM-B175 1002

技术规范详见P5~P8 Technical Specifications on page 5~8

连接方式	压接	Termination	Press–fit
针数	125,175针	Number of contacts	125,175pin
针距	2毫米	Pitch	2mm
工作电流	1.5安培	Operational current	1.5A
制造标准	IEC 61076-4-101	Standard	IEC 61076-4-101

尺寸单位：mm
Dimensions in mm

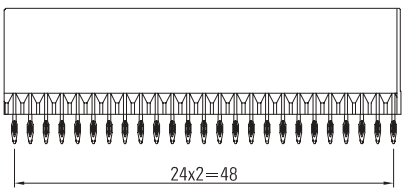

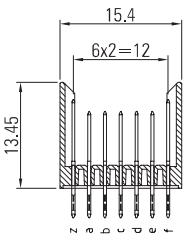

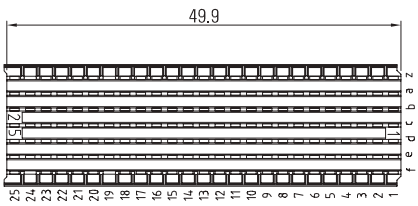

开孔图
Hole pattern

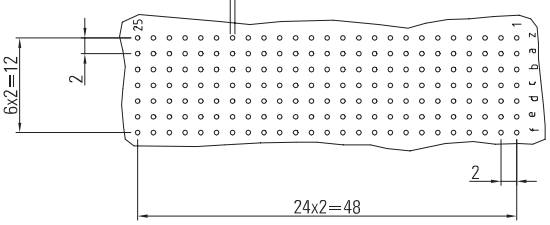

母连接器5排90°弯针
Female connector 90° with 5 rows



压接
Press-fit

针 数 Contact arrangement	描 述 Description	订购型号 Order model
125	带屏蔽 with shielding	KHM-B125 2001
125	无屏蔽 without shielding	KHM-B125 2002
_____	_____	_____
_____	_____	_____

技术规范详见P5~P8 Technical Specifications on page 5~8

连接方式	压接	Termination	Press–fit
针数	125针	Number of contacts	125pin
针距	2毫米	Pitch	2mm
工作电流	1.5安培	Operational current	1.5A
制造标准	IEC 61076-4-101	Standard	IEC 61076-4-101

尺寸单位：mm
Dimensions in mm

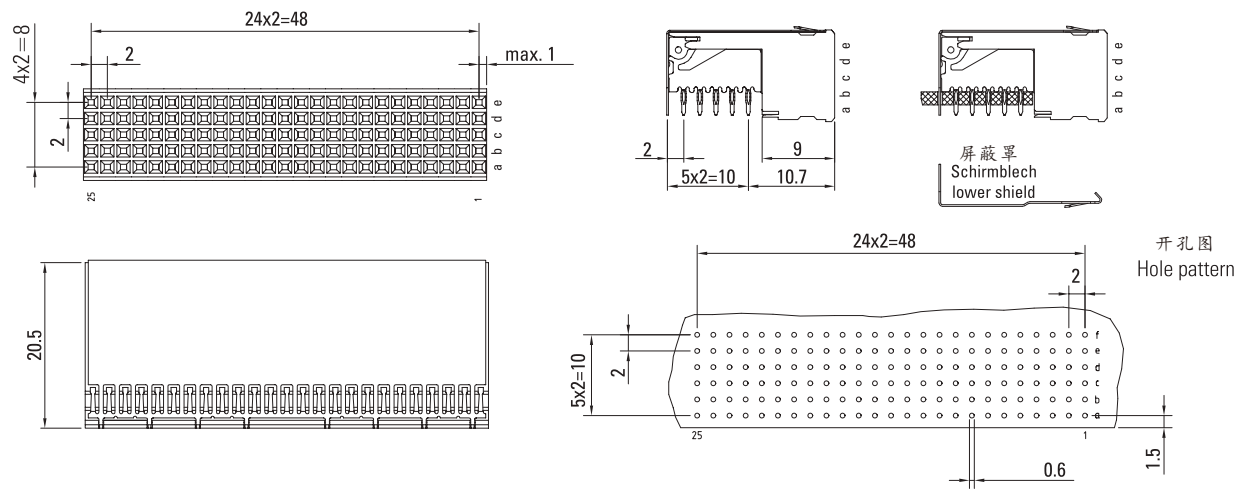

公连接器5排直针
Male connector straight with 5 rows



压接
Press-fit

针 数 Contact arrangement	针型分布 Needle distribution	订购型号 Order model
154	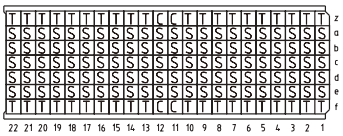	KHM-B154 1001
154	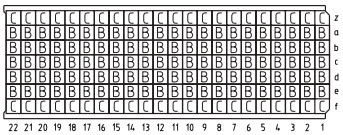	KHM-B154 1002
154	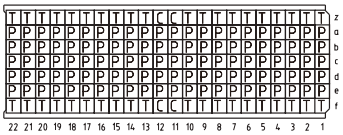	KHM-B154 1003
———	———	———

技术规范详见P5~P8 Technical Specifications on page 5~8

连接方式	压接	Termination	Press-fit
针数	125,175针	Number of contacts	125,175pin
针距	2毫米	Pitch	2mm
工作电流	1.5安培	Operational current	1.5A
制造标准	IEC 61076-4-101	Standard	IEC 61076-4-101

尺寸单位：mm
Dimensions in mm

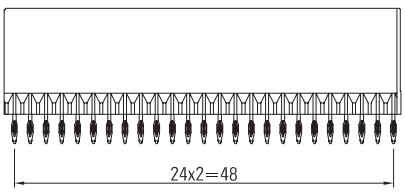

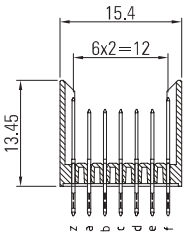

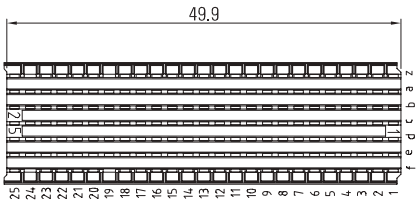

开孔图
Hole pattern

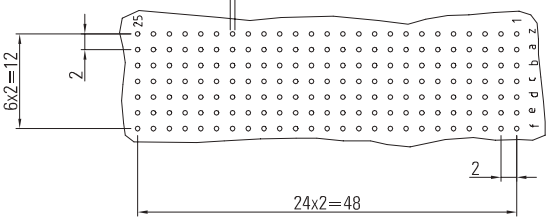

母连接器5排90°弯针
Female connector 90° with 5 rows

压接
Press-fit

针 数 Contact arrangement	描 述 Description	订购型号 Order model
110	带屏蔽 with shielding	KHM-B110 2001
110	无屏蔽 without shielding	KHM-B110 2002
_____	_____	_____
_____	_____	_____

技术规范详见P5~P8 Technical Specifications on page 5~8

连接方式	压接	Termination	Press–fit
针数	110针	Number of contacts	110pin
针距	2毫米	Pitch	2mm
工作电流	1.5安培	Operational current	1.5A
制造标准	IEC 61076-4-101	Standard	IEC 61076-4-101

尺寸单位：mm
Dimensions in mm

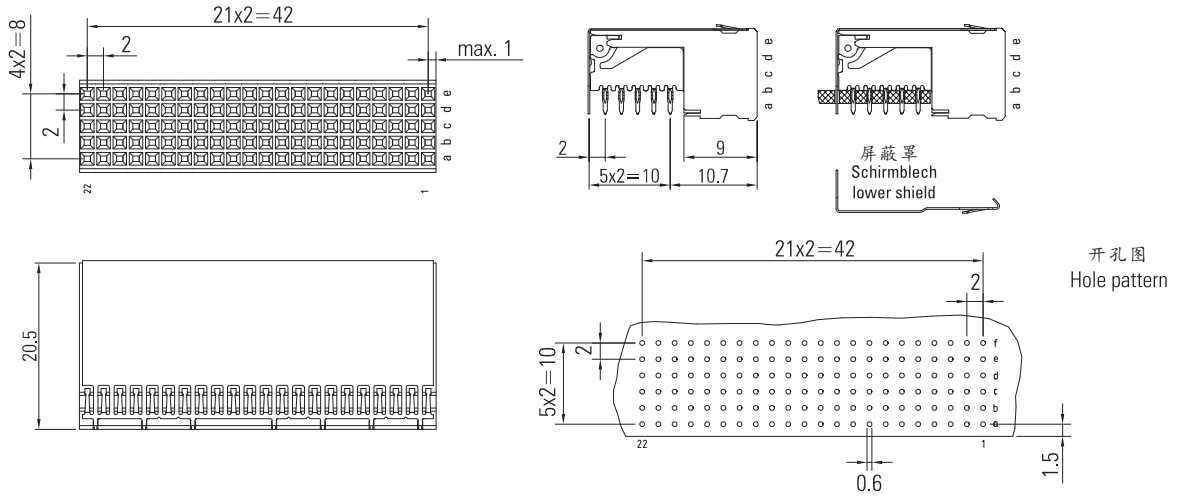

公连接器5排直针
Male connector straight with 5 rows

压接
Press-fit

针 数 Contact arrangement	针型分布 Needle distribution	订购型号 Order model
133	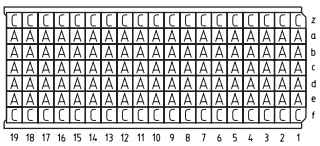	KHM-B133 1001
133	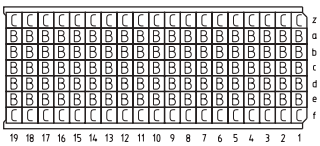	KHM-B133 1002
133	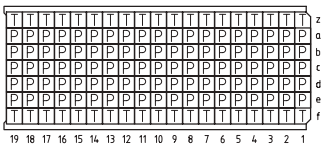	KHM-B133 1003
133	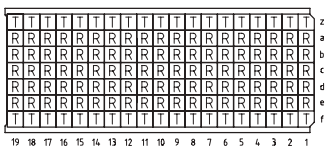	KHM-B133 1004

技术规范详见P5~P8
Technical Specifications on page 5~8

连接方式	压接	Termination	Press–fit
针数	133针	Number of contacts	133pin
针距	2毫米	Pitch	2mm
工作电流	1.5安培	Operational current	1.5A
制造标准	IEC 61076-4-101	Standard	IEC 61076-4-101

尺寸单位：mm
Dimensions in mm

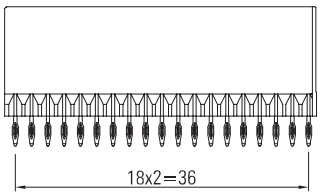

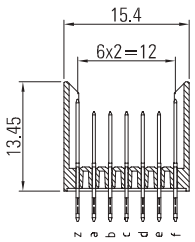

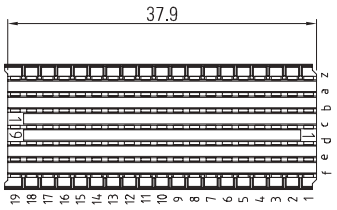

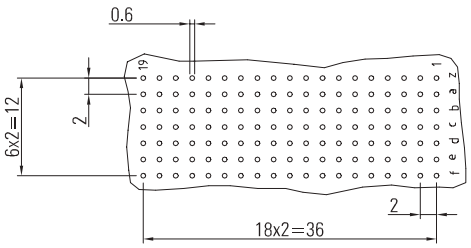

开孔图
Hole pattern

母连接器5排90°弯针
Female connector 90° with 5 rows



压接
Press-fit

针 数 Contact arrangement	描 述 Description	订购型号 Order model
095	带屏蔽 with shielding	KHM-B095 2001
095	无屏蔽 without shielding	KHM-B095 2002
_____	_____	_____
_____	_____	_____

技术规范详见P5~P8 Technical Specifications on page 5~8

连接方式	压接	Termination	Press–fit
针数	95针	Number of contacts	95pin
针距	2毫米	Pitch	2mm
工作电流	1.5安培	Operational current	1.5A
制造标准	IEC 61076-4-101	Standard	IEC 61076-4-101

尺寸单位：mm
Dimensions in mm

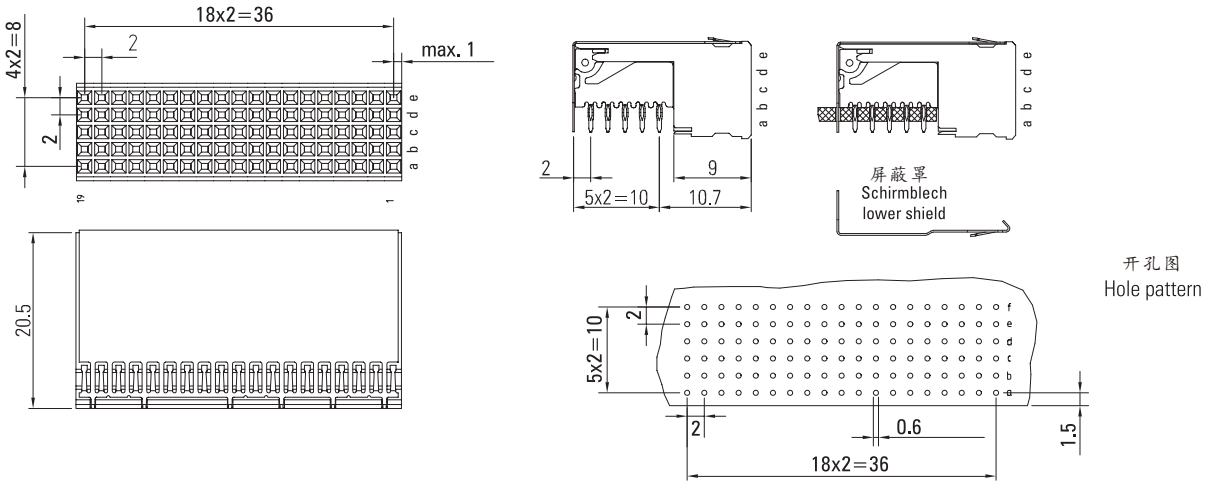

公连接器5排直针
Male connector straight with 5 rows



压接
Press-fit

针 数 Contact arrangement	针型分布 Needle distribution	订购型号 Order model
125	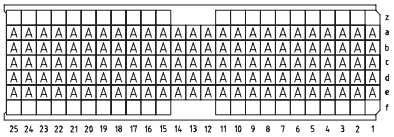	KHM-A125 1001
169	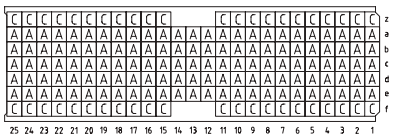	KHM-A169 1001
169	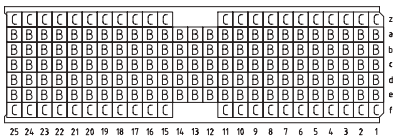	KHM-A169 1002
169	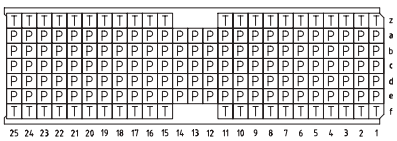	KHM-A169 1003

技术规范详见P5~P8
Technical Specifications on page 5~8

连接方式	压接	Termination	Press-fit
针数	125,169针	Number of contacts	125,169pin
针距	2毫米	Pitch	2mm
工作电流	1.5安培	Operational current	1.5A
制造标准	IEC 61076-4-101	Standard	IEC 61076-4-101

尺寸单位：mm
Dimensions in mm

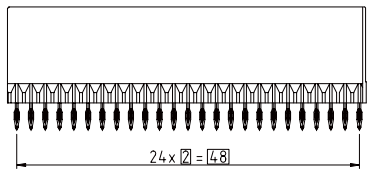

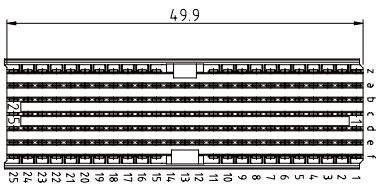

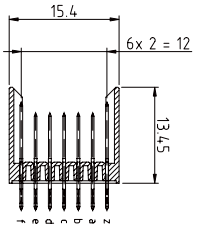

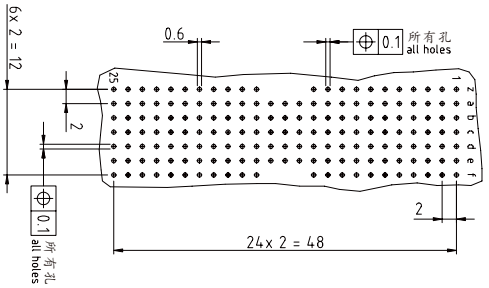

开孔图
Hole pattern

母连接器5排90°弯针
Female connector 90° with 5 rows

压接
Press-fit

针 数 Contact arrangement	描 述 Description	订购型号 Order model
125	带屏蔽 with shielding	KHM-A125 2001
125	无屏蔽 without shielding	KHM-A125 2002
_____	_____	_____
_____	_____	_____

技术规范详见P5~P8 Technical Specifications on page 5~8

连接方式	压接	Termination	Press–fit
针数	125针	Number of contacts	125pin
针距	2毫米	Pitch	2mm
工作电流	1.5安培	Operational current	1.5A
制造标准	IEC 61076-4-101	Standard	IEC 61076-4-101

尺寸单位：mm
Dimensions in mm

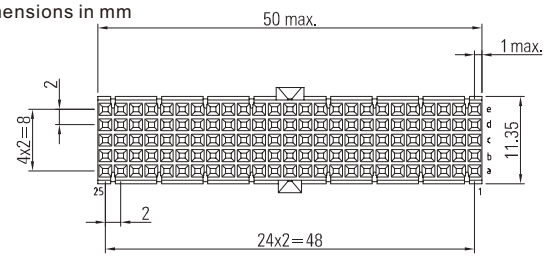

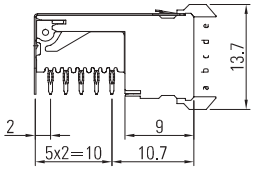

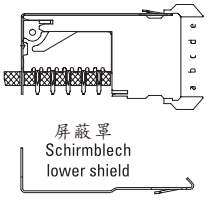

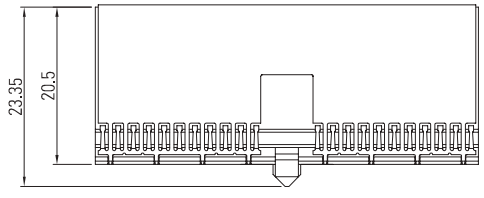

开孔图
Hole pattern

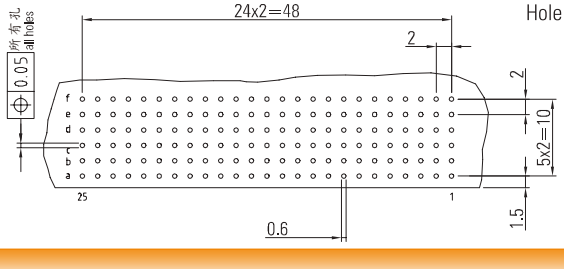

公连接器5排直针
Male connector straight with 5 rows



压接
Press-fit

针 数 Contact arrangement	描 述 Description	订购型号 Order model
110	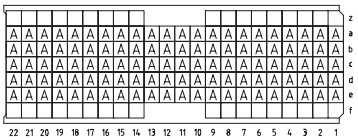	KHM-A110 1201
146	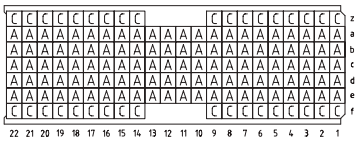	KHM-A146 1001
146	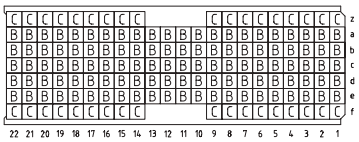	KHM-A146 1002
146	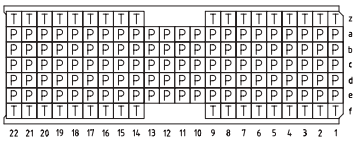	KHM-A146 1003

技术规范详见P5~P8 Technical Specifications on page 5~8

连接方式	压接	Termination	Press–fit
针数	110,146针	Number of contacts	110,146pin
针距	2毫米	Pitch	2mm
工作电流	1.5安培	Operational current	1.5A
制造标准	IEC 61076-4-101	Standard	IEC 61076-4-101

尺寸单位：mm
Dimensions in mm

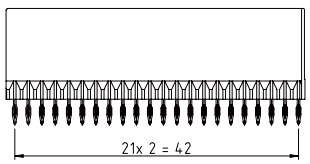

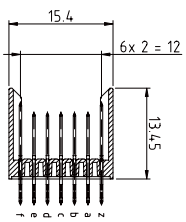

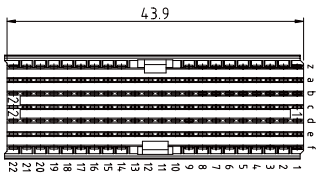

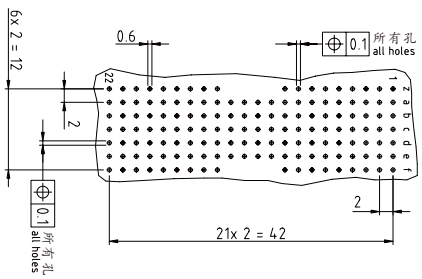

开孔图
Hole pattern

母连接器5排90°弯针
Female connector 90° with 5 rows



压接
Press-fit

针 数 Contact arrangement	描 述 Description	订购型号 Order model
110	带屏蔽 with shielding	KHM-A110 2201
110	无屏蔽 without shielding	KHM-A110 2202
_____	_____	_____
_____	_____	_____

技术规范详见P5~P8 Technical Specifications on page 5~8

连接方式	压接	Termination	Press–fit
针数	110针	Number of contacts	110pin
针距	2毫米	Pitch	2mm
工作电流	1.5安培	Operational current	1.5A
制造标准	IEC 61076-4-101	Standard	IEC 61076-4-101

尺寸单位：mm
Dimensions in mm

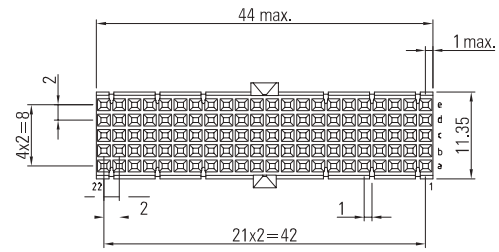

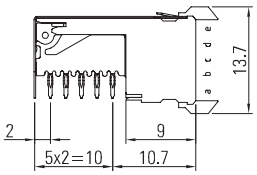

屏蔽罩
Schirmblech
lower shield

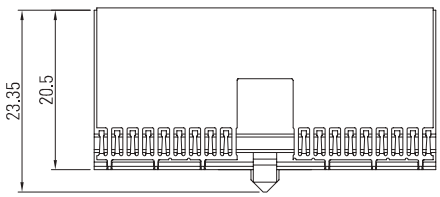

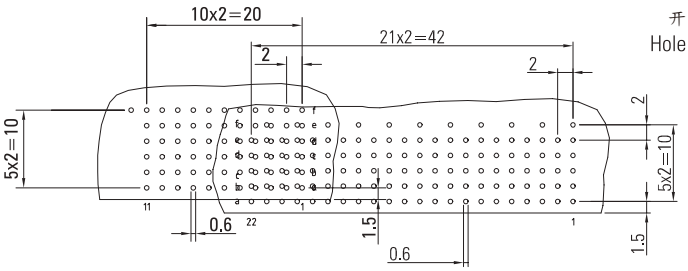

开孔图
Hole pattern

公连接器5排直针
Male connector straight with 5 rows

压接
Press-fit

针 数 Contact arrangement	针型分布 Needle distribution	订购型号 Order model
095	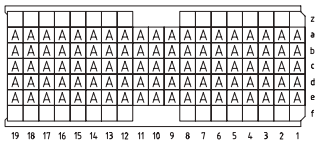	KHM-A095 1001
127	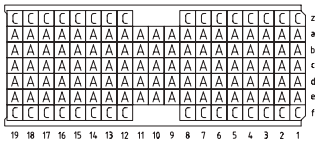	KHM-A127 1001
127	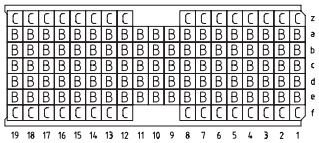	KHM-A127 1002
127	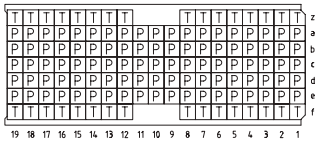	KHM-A127 1003

技术规范详见P5~P8 Technical Specifications on page 5~8

连接方式	压接	Termination	Press–fit
针数	95,127针	Number of contacts	95,127pin
针距	2毫米	Pitch	2mm
工作电流	1.5安培	Operational current	1.5A
制造标准	IEC 61076-4-101	Standard	IEC 61076-4-101

尺寸单位：mm
Dimensions in mm

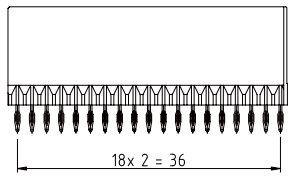

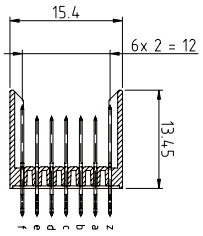

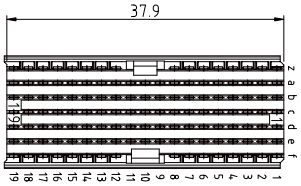

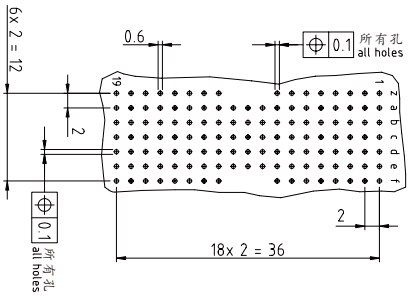

开孔图
Hole pattern

母连接器5排90°弯针
Female connector 90° with 5 rows

压接
Press-fit

针 数 Contact arrangement	描 述 Description	订购型号 Order model
095	带屏蔽 with shielding	KHM-A095 2001
095	无屏蔽 without shielding	KHM-A095 2002
_____	_____	_____
_____	_____	_____

技术规范详见P5~P8 Technical Specifications on page 5~8

连接方式	压接	Termination	Press–fit
针数	95针	Number of contacts	95pin
针距	2毫米	Pitch	2mm
工作电流	1.5安培	Operational current	1.5A
制造标准	IEC 61076-4-101	Standard	IEC 61076-4-101

尺寸单位：mm
Dimensions in mm

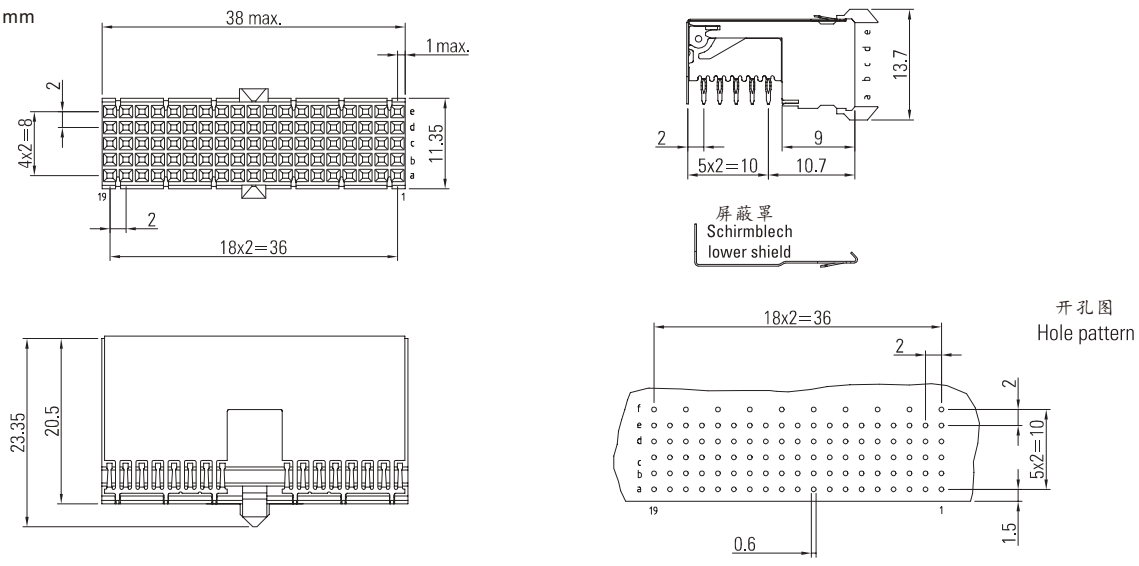

公连接器5排直针
Male connector straight with 5 rows



压接
Press-fit

针 数 Contact arrangement	针型分布 Needle distribution	订购型号 Order model
055	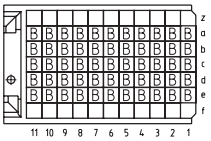	KHM-C055 1001
055	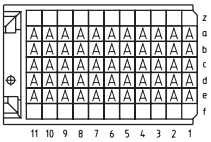	KHM-C055 1002
077	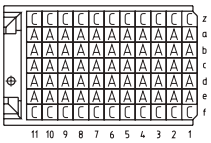	KHM-C077 1001
077	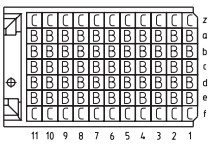	KHM-C077 1002

技术规范详见P5~P8
Technical Specifications on page 5~8

连接方式	压接	Termination	Press–fit
针数	55,77针	Number of contacts	55,77pin
针距	2毫米	Pitch	2mm
工作电流	1.5安培	Operational current	1.5A
制造标准	IEC 61076-4-101	Standard	IEC 61076-4-101

尺寸单位：mm
Dimensions in mm

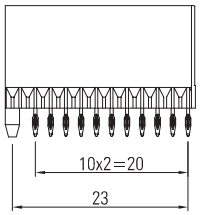

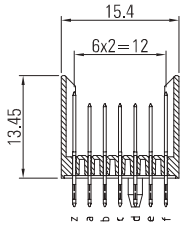

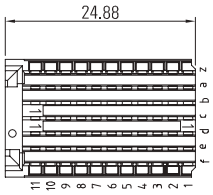

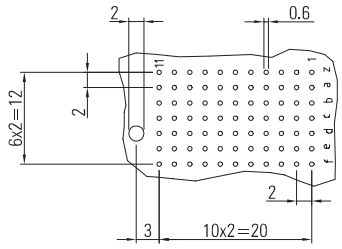

开孔图
Hole pattern

母连接器5排90°弯针
Female connector 90° with 5 rows



压接
Press-fit

针 数 Contact arrangement	描 述 Description	订购型号 Order model
055	无屏蔽 without shielding	KHM-C055 2001
055	带屏蔽 with shielding	KHM-C055 2002
_____	_____	_____
_____	_____	_____

技术规范详见P5~P8

Technical Specifications on page 5~8

连接方式	压接	Termination	Press–fit
针数	95针	Number of contacts	95pin
针距	2毫米	Pitch	2mm
工作电流	1.5安培	Operational current	1.5A
制造标准	IEC 61076-4-101	Standard	IEC 61076-4-101

尺寸单位：mm
Dimensions in mm

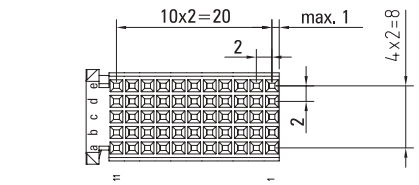

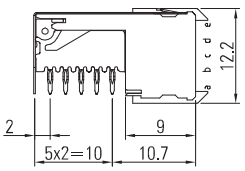

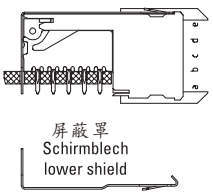

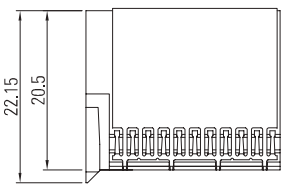

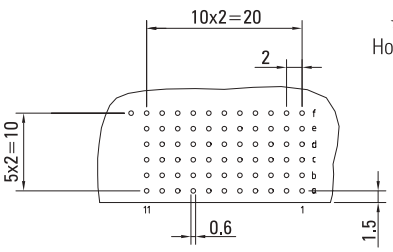

开孔图
Hole pattern

公连接器8排直针
Male connector straight with 8 rows



压接
Press-fit

针 数 Contact arrangement	针型分布 Needle distribution	订购型号 Order model
176	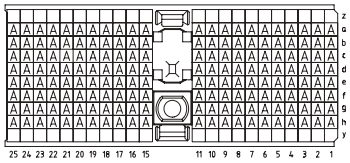	KHM-D176 1001
220	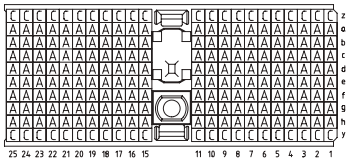	KHM-D220 1001
_____	_____	_____
_____	_____	_____

技术规范详见P5~P8 Technical Specifications on page 5~8

连接方式	压接	Termination	Press–fit
针数	176,220针	Number of contacts	176,220pin
针距	2毫米	Pitch	2mm
工作电流	1.5安培	Operational current	1.5A
制造标准	IEC 61076-4-101	Standard	IEC 61076-4-101

尺寸单位：mm
Dimensions in mm

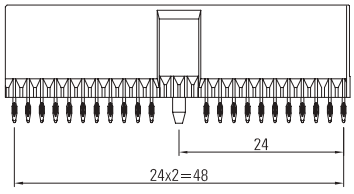

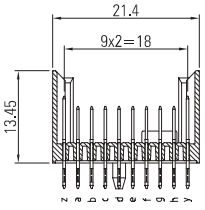

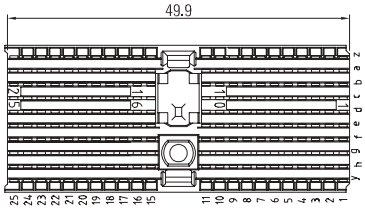

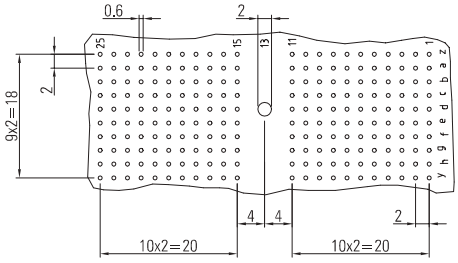

开孔图
Hole pattern

母连接器8排90°弯针
Female connector 90° with 8 rows



压接
Press-fit

针 数 Contact arrangement	描 述 Description	订购型号 Order model
176	带屏蔽 with shielding	KHM-D176 2001
176	无屏蔽 without shielding	KHM-D176 2002
_____	_____	_____
_____	_____	_____

技术规范详见P5~P8 Technical Specifications on page 5~8

连接方式	压接	Termination	Press–fit
针数	176针	Number of contacts	176pin
针距	2毫米	Pitch	2mm
工作电流	1.5安培	Operational current	1.5A
制造标准	IEC 61076-4-101	Standard	IEC 61076-4-101

尺寸单位：mm
Dimensions in mm

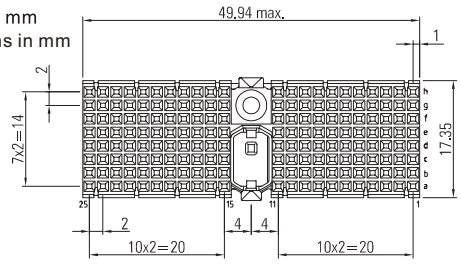

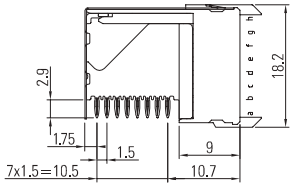

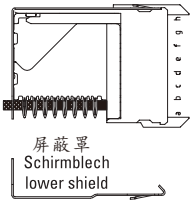

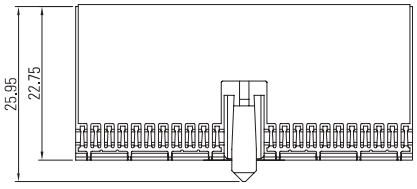

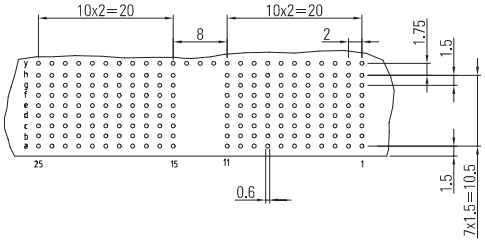

开孔图
Hole pattern

公连接器8排直针
Male connector straight with 8 rows



压接
Press-fit

针 数 Contact arrangement	针型分布 Needle distribution	订购型号 Order model
200	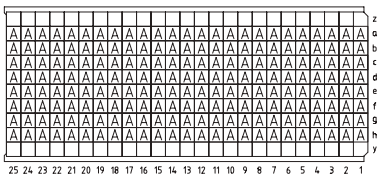	KHM-E200 1001
250		KHM-E250 1001
———	———	———
———	———	———

技术规范详见P5~P8 Technical Specifications on page 5~8

连接方式	压接	Termination	Press–fit
针数	200,250针	Number of contacts	200,250pin
针距	2毫米	Pitch	2mm
工作电流	1.5安培	Operational current	1.5A
制造标准	IEC 61076-4-101	Standard	IEC 61076-4-101

尺寸单位：mm
Dimensions in mm

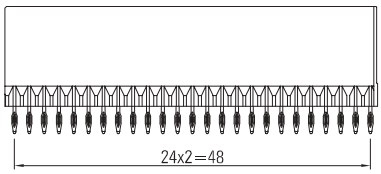

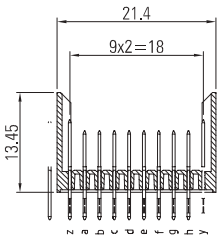

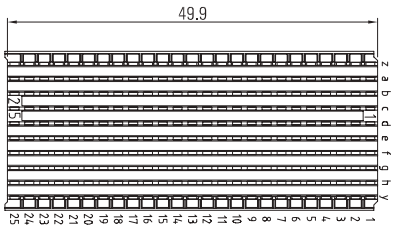

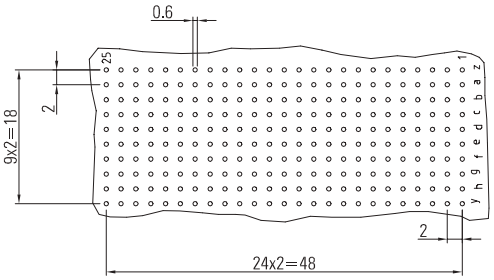

开孔图
Hole pattern

母连接器8排90°弯针
Female connector 90° with 8 rows



压接
Press-fit

针 数 Contact arrangement	描 述 Description	订购型号 Order model
200	带屏蔽 with shielding	KHM-E200 2001
200	无屏蔽 without shielding	KHM-E200 2002
_____	_____	_____
_____	_____	_____

技术规范详见P5~P8 Technical Specifications on page 5~8

连接方式	压接	Termination	Press–fit
针数	200针	Number of contacts	200pin
针距	2毫米	Pitch	2mm
工作电流	1.5安培	Operational current	1.5A
制造标准	IEC 61076-4-101	Standard	IEC 61076-4-101

尺寸单位：mm
Dimensions in mm

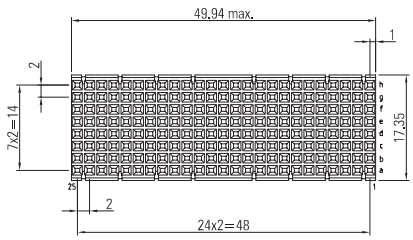

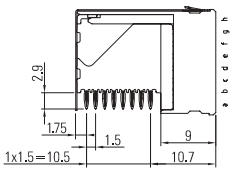

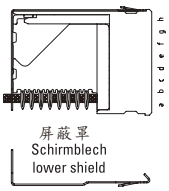

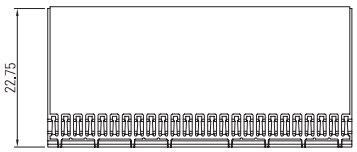

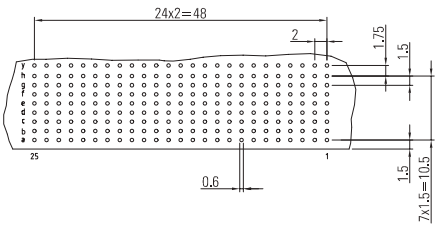

开孔图
Hole pattern

公连接器8排直针
Male connector straight with 8 rows



压接
Press-fit

针 数 Contact arrangement	针型分布 Needle distribution	订购型号 Order model
200	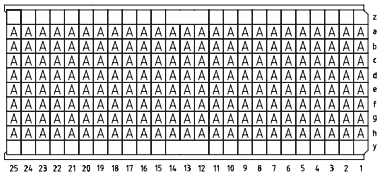	KHM-DE200 1001
244	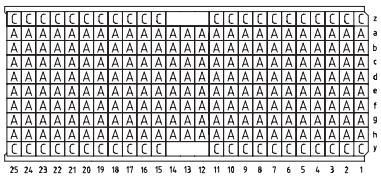	KHM-DE244 1001
———	———	———
———	———	———

技术规范详见P5~P8 Technical Specifications on page 5~8

连接方式	压接	Termination	Press–fit
针数	200,244针	Number of contacts	200,244pin
针距	2毫米	Pitch	2mm
工作电流	1.5安培	Operational current	1.5A
制造标准	IEC 61076-4-101	Standard	IEC 61076-4-101

尺寸单位：mm
Dimensions in mm

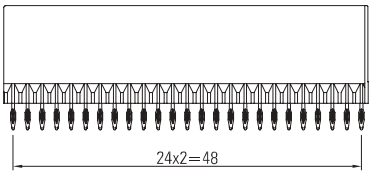

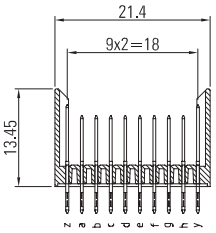

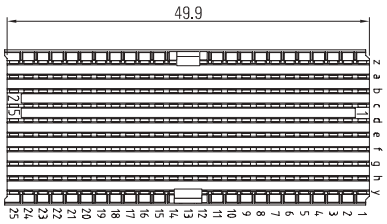

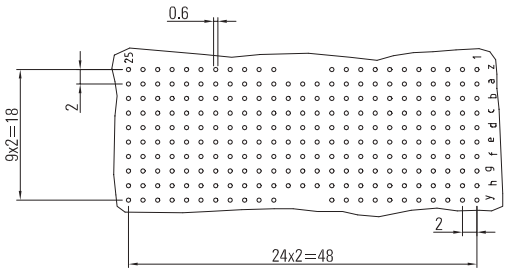

开孔图
Hole pattern

母连接器8排90°弯针
Female connector 90° with 8 rows



压接
Press-fit

针 数 Contact arrangement	描 述 Description	订购型号 Order model
200	带屏蔽 with shielding	KHM-DE200 2001
200	无屏蔽 without shielding	KHM-DE200 2002
_____	_____	_____
_____	_____	_____

技术规范详见P5~P8 Technical Specifications on page 5~8

连接方式	压接	Termination	Press–fit
针数	200针	Number of contacts	200pin
针距	2毫米	Pitch	2mm
工作电流	1.5安培	Operational current	1.5A
制造标准	IEC 61076-4-101	Standard	IEC 61076-4-101

尺寸单位：mm
Dimensions in mm

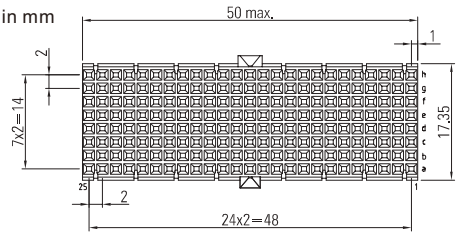

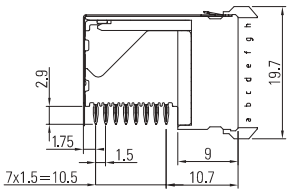

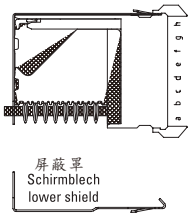

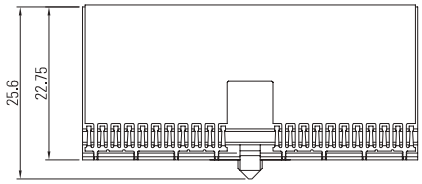

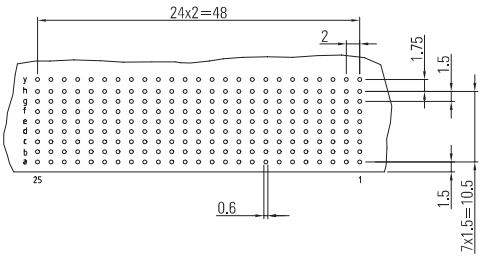

开孔图
Hole pattern

公连接器8排直针
Male connector straight with 8 rows



压接
Press-fit

针 数 Contact arrangement	针型分布 Needle distribution	订购型号 Order model
088	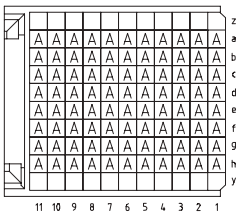	KHM-F088 1001
110	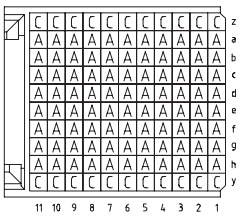	KHM-F110 1001
_____	_____	_____
_____	_____	_____

技术规范详见P5~P8 Technical Specifications on page 5~8

连接方式	压接	Termination	Press–fit
针数	88,110针	Number of contacts	88,110pin
针距	2毫米	Pitch	2mm
工作电流	1.5安培	Operational current	1.5A
制造标准	IEC 61076-4-101	Standard	IEC 61076-4-101

尺寸单位：mm
Dimensions in mm

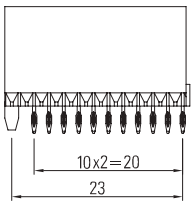

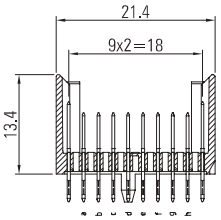

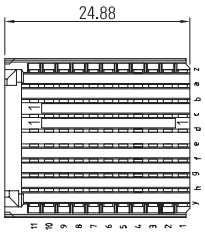

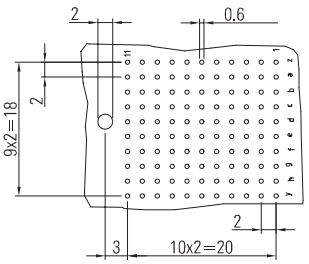

开孔图
Hole pattern

母连接器8排90°弯针
Female connector 90° with 8 rows



压接
Press-fit

针 数 Contact arrangement	描 述 Description	订购型号 Order model
088	带屏蔽 with shielding	KHM-F088 2001
088	无屏蔽 without shielding	KHM-F088 2002
_____	_____	_____
_____	_____	_____

技术规范详见P5~P8 Technical Specifications on page 5~8

连接方式	压接	Termination	Press–fit
针数	88针	Number of contacts	88pin
针距	2毫米	Pitch	2mm
工作电流	1.5安培	Operational current	1.5A
制造标准	IEC 61076-4-101	Standard	IEC 61076-4-101

尺寸单位：mm
Dimensions in mm

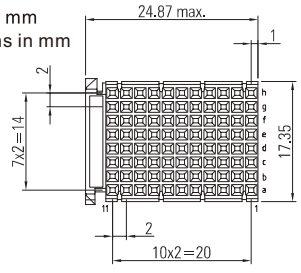

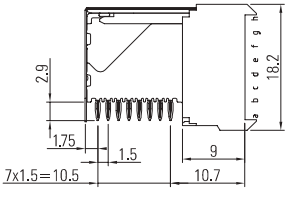

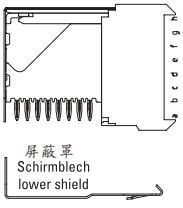

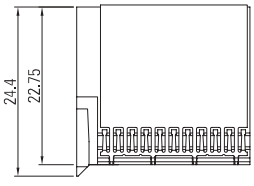

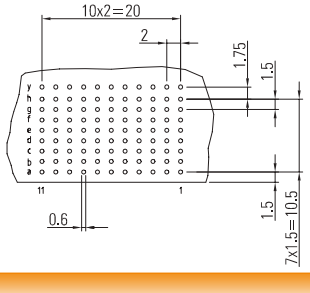

开孔图
Hole pattern

公连接器护罩
Male connector accessories shroud



压接
Press-fit

PCB厚度 PCB thickness	尺寸 Dimensions(X)	尺寸 Dimensions(Y)		订购型号 Order model
＜2.4mm	6.3mm	16.75mm	A	KHM-A000 0005
			C	KHM-C000 0005
			B25	KHM-B025 0005
			B22	KHM-B022 0005
			B19	KHM-B019 0005
2.4-3.2mm	4.9mm	15.35mm	A	KHM-A000 0004
			C	KHM-C000 0004
			B25	KHM-B025 0004
			B22	KHM-B022 0004
			B19	KHM-B019 0004
3.2-4.0mm	4.5mm	14.95mm	A	KHM-A000 0001
			C	KHM-C000 0001
			B25	KHM-B025 0001
			B22	KHM-B022 0001
			B19	KHM-B019 0001
4.0-4.8mm	3.7mm	14.15mm	A	KHM-A000 0002
			C	KHM-C000 0002
			B25	KHM-B025 0002
			B22	KHM-B022 0002
			B19	KHM-B019 0002
＞4.8mm	2.9mm	13.35mm	A	KHM-A000 0003
			C	KHM-C000 0003
			B25	KHM-B025 0003
			B22	KHM-B022 0003
			B19	KHM-B019 0003

尺寸单位：mm
Dimensions in mm

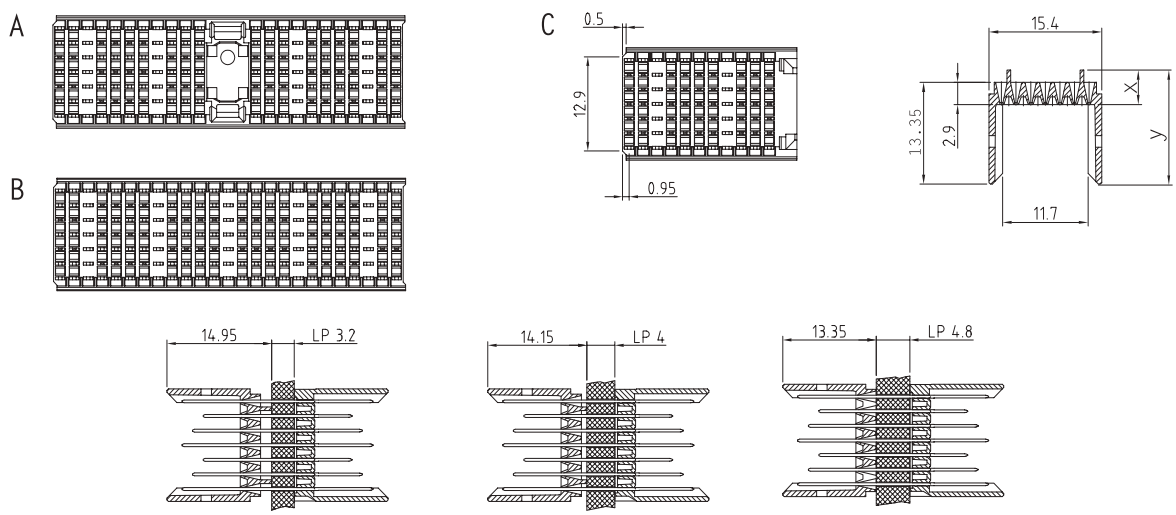

公连接器护罩
Male connector accessories shroud



压接
Press-fit

PCB厚度 PCB thickness	尺寸 Dimensions(X)	尺寸 Dimensions(Y)		订购型号 Order model
＜2.4mm	6.3mm	16.75mm	AB25	KHM-AB25 0005
			AB22	KHM-AB22 0005
			AB19	KHM-AB19 0005
2.4-3.2mm	4.9mm	15.35mm	AB25	KHM-AB25 0004
			AB22	KHM-AB22 0004
			AB19	KHM-AB19 0004
3.2-4.0mm	4.5mm	14.95mm	AB25	KHM-AB25 0001
			AB22	KHM-AB22 0001
			AB19	KHM-AB19 0001
4.0-4.8mm	3.7mm	14.15mm	AB25	KHM-AB25 0002
			AB22	KHM-AB22 0002
			AB19	KHM-AB19 0002
＞4.8mm	2.9mm	13.35mm	AB25	KHM-AB25 0003
			AB22	KHM-AB22 0003
			AB19	KHM-AB19 0003

尺寸单位：mm
Dimensions in mm

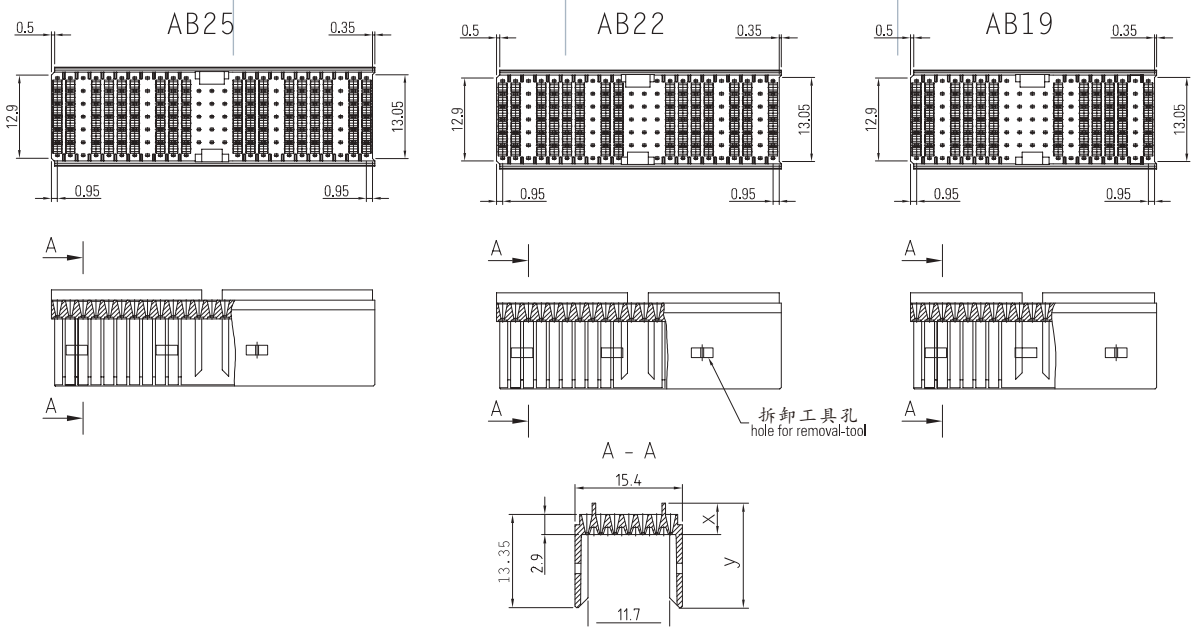

公连接器2排直针
Male connector straight with 2 rows



压接
Press-fit

针 数 Contact arrangement	针型分布 Needle distribution	订购型号 Order model
008	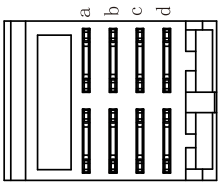	KPT-0008 1001
_____	_____	_____
_____	_____	_____
_____	_____	_____

连接方式	压接	Termination	Press–fit
针数	8针	Number of contacts	8pin
针距	2.0毫米	Pitch	2.0mm
工作电流	3.0安培	Operational current	3.0A
制造标准	IEC 61076-4-101	Standard	IEC 61076-4-101

尺寸单位：mm
Dimensions in mm

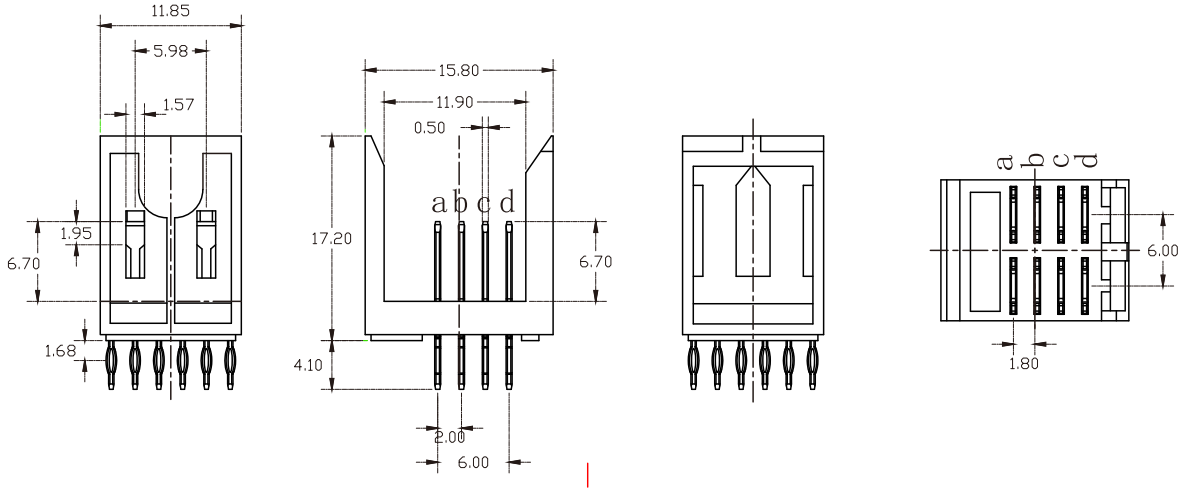

母连接器2排90°弯针
Female connector 90° with 4+2 rows



压接
Press-fit

针 数 Contact arrangement	描 述 Description	订购型号 Order model
008	无屏蔽 without shielding	KPT-0008 2001
_____	_____	_____
_____	_____	_____
_____	_____	_____

连接方式	压接	Termination	Press–fit
针数	8针	Number of contacts	8pin
针距	2.0毫米	Pitch	2.0mm
工作电流	3.0安培	Operational current	3.0A
制造标准	IEC 61076-4-101	Standard	IEC 61076-4-101

尺寸单位：mm
Dimensions in mm

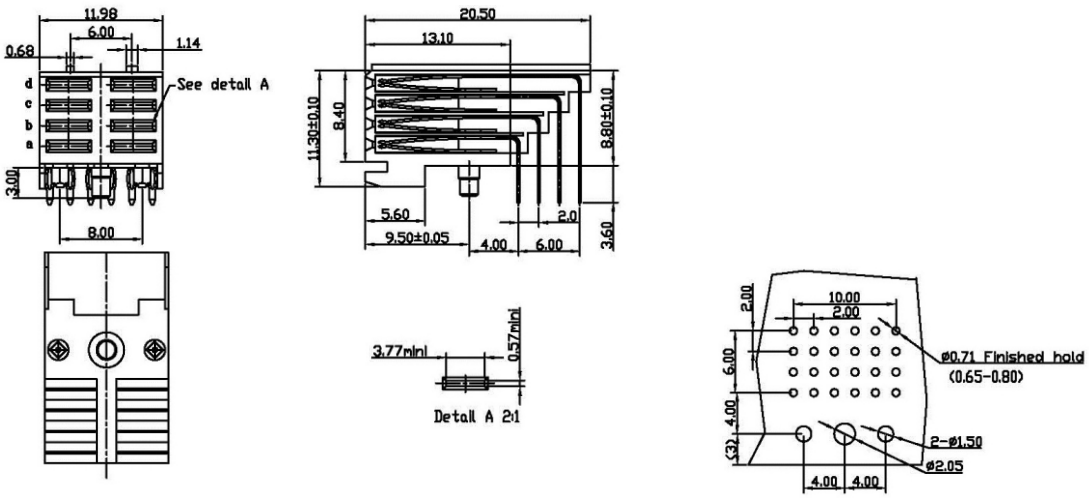

公连接器4+2排直针
Male connector straight with 4+2 rows



压接
Press-fit

针 数 Contact arrangement	针型分布 Needle distribution	订购型号 Order model
060	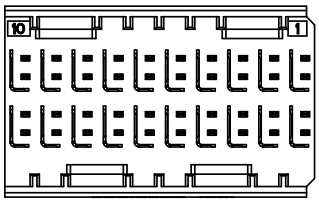	KHS-0040 1001
_____	_____	_____
_____	_____	_____
_____	_____	_____

连接方式	压接	Termination	Press–fit
针数	60针	Number of contacts	60pin
针距	2. 5毫米	Pitch	2.5mm
工作电流	1.5安培	Operational current	1.5A
制造标准	IEC 61076-4-101	Standard	IEC 61076-4-101

尺寸单位：mm
Dimensions in mm

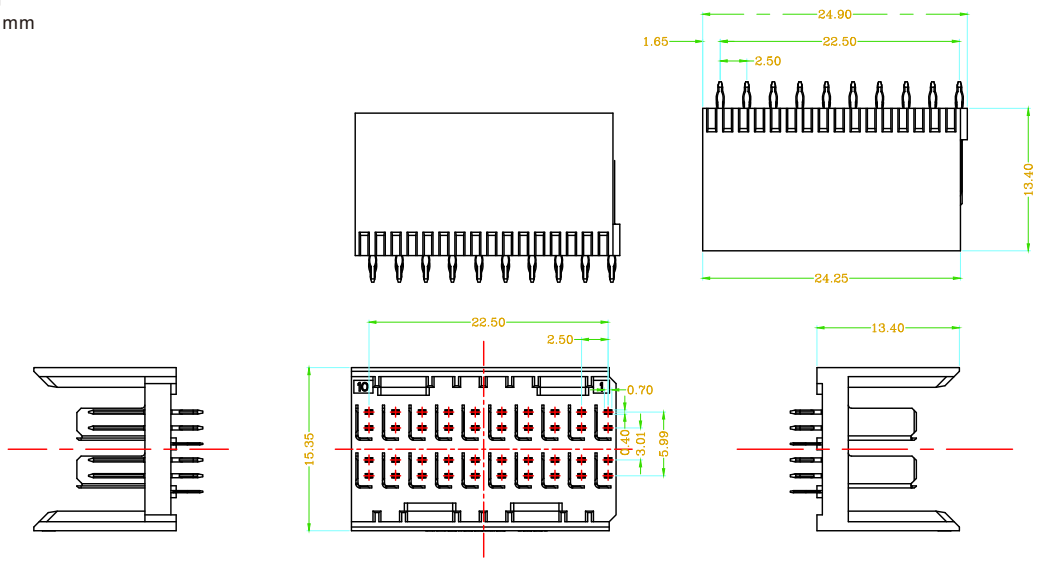

母连接器4+2排90°弯针
Female connector 90° with 4+2 rows

压接
Press-fit

针 数 Contact arrangement	描 述 Description	订购型号 Order model
060	带接地 with Grounding	KHS-0040 2001
_____	_____	_____
_____	_____	_____
_____	_____	_____

连接方式	压接	Termination	Press–fit
针数	60针	Number of contacts	60pin
针距	2. 5毫米	Pitch	2.5mm
工作电流	1.5安培	Operational current	1.5A
制造标准	EC 61076–4–101	Standard	EC 61076–4–101

尺寸单位：mm
Dimensions in mm